



PREMIUM WINDOW SERIES

Vinyl Window Designs (VWD) is one of Canada's largest and most respected manufacturers of residential Vinyl Windows, Entry Doors and Patio Doors.

For over 30 years VWD has built a solid reputation in the industry for providing the best quality products, excellent customer service and prompt delivery, all at competitive prices.

WE DO IT ALL IN-HOUSE!

VWD is one of the very few manufacturers to provide Windows, Entry Doors and Patio Doors, but what sets us apart from the rest is that we build them in-house. Our commitment to quality and efficiency is the reason why we handle almost every aspect of our product production in-house - from vinyl extrusion, to manufacturing and glass. Our fine quality products are primarily built in our 200,000 sq. ft. facility by our select team of experienced craftsman using state-of-the-art machinery and technology.

Controlling every aspect of our production makes VWD more accountable to customers, giving them peace of mind knowing that we stand behind our products by offering one of the best warranties in the market. Our quality and people conscious VWD family is committed to your service needs and will always treat you with respect and integrity. When you need us, we'll be there for you.

MORE OPTIONS

From function to style, VWD provides a wide range of products and options for our customers every need or desire.

VWD prides itself on continuous Research & Development with a focus on integrating innovation with convenience. Our standard line of windows feature cutting edge design and exceptional performance at a great value. Build up from there with some of our innovative Patented technology, like our Ultra Roll Screen, Revolutionary Magnetic Screen System, Quiet Window Technology or Diamond Premium Glass. Suit your style with a wide variety of window accessories, grills and colour options.

OUR MISSION

To be the manufacturer of choice for homeowners, contractors, builders, and communities. To be a forward thinking, customer focused company, driven by the needs of our Distributors and Dealers we serve. To understand and deliver what each customer needs to maximize efficiency, success and growth, and customer service in the window and door business.

Use the QR code to view
our corporate video




Enjoy the beauty of unobstructed views through practical innovation.

Our Patented TouchScreen™ design is your ideal solution for durability and flexibility. Our Unique TouchScreens™ can be applied to any existing or new Ultra and Premium series windows purchased through VWD.

FEATURES

- Pins, tabs or springs are no longer needed for your screens.
- Magnetic feature allows you to remove and replace your screen with ease, while still offering a secure and magnetic strong hold.
- Produced from strong PVC material ensuring any insects or rodents are kept out.
- Sleek and functional style creates a suitable look for any window in your home.



Magnetic side



Finished side



FRAME & HARDWARE

- **Strong, Durable and Maintenance Free uPVC Vinyl Construction**
Warranted for a lifetime of performance.
- **Vinyl is impervious to the elements and never requires painting**
- **Computer Controlled Precision Miter Cutting**
Frame and Sash are welded simultaneously for a perfect fit.
- **Frames**
Premium window frames feature 3 1/4" standard frame depth for retrofit installations.
- **Foam "warmware"**
Offered as an option, polyurethane foam insulation is injected into the frame and sash of each window.
- **Superior Triple Seal Weather Stripping**
High pile is designed to let the water run out while preventing insects from entering. Neoprene bulb seal is the ideal compression seal. Triple Weather Stripping including two full perimeter bulb seals of premium neoprene MaxTemp™ material.
- **Truth Ultra Operator with Fold-Away Handle**
Our standard Truth Ultra Operator is heavy duty, functional and beautiful. The sleek styling allows the handle to fold into a recess in the casing for a clean look allowing clearance from your window coverings!
- **Aluminum Reinforced Frame**
Ensures the casement hardware is securely anchored into the vinyl frame with special cut screws threading into the aluminum, as well as the vinyl.
- **Single Lever Multipoint Locking System and Hinge**
The Truth Maxim Multipoint Lock and Hinge System is the industry's finest and is standard on our Casements and Awnings. The Truth Maxim Hinge is specifically designed to handle heavier loads from larger windows with ease, time after time! All hinges are concealed when closed. Window's minimum width of 14" opens 90° for easy cleaning. (Widths 12" – 14" open 70°.)

PREMIUM CASEMENT

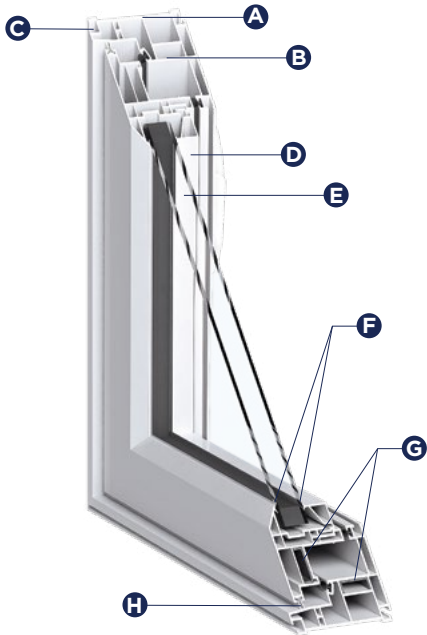

VWD Casement windows are a versatile option that provides timeless elegance to both modern and classic homes. They are designed to work seamlessly with your home and allow you to enjoy an unobstructed view of the outside.

VWD Casement windows can open and close easily with a turn of a foldable crank handle. A multipoint lever allows the handle to lock in place creating a sleek look and finish to your window.

For areas of your home that require minimal to full ventilation, casement windows are built with a one sided hinge and can open towards the left or right side.

100M PERFORMANCE RATINGS


Class CW-PG60
Air Infiltration/Exfiltration: A3
Forced Entry Resistance: Pass at Grade 10
N.F.R.C. Certified
A.A.M.A. Certified
C.S.A. Certified



100M CASEMENT

- A** 3 1/4" welded frame combines with a variety of mouldings and extensions
- B** Multi-Chambered Fusion Welded Frame for optimal strength and performance
- C** Accessory Ready Groove
- D** Slim profile sash for optimal viewing
- E** Double (7/8") and Triple (1 3/8") glass options available for optimum efficiency
- F** Dual durometer inside and outside, and premium heavy duty butyl adhesive, giving a full perimeter seal bond
- G** Aluminum Reinforcement
- H** Weather Stripping and Bulb seal for superior seal

FEATURES



Patented Magnetic TouchScreen™



Patented Magnetic TouchScreen™



Truth Ultra Operator with Fold-Away Handle



Single Lever Multipoint Locking System and Hinge



PREMIUM AWNING


VWD Awning windows are functional and attractive. The Awning windows are a perfect addition to areas of your home where you are looking for more ventilation and protection from the outdoor elements.

VWD Awning windows are hinged at the top and open outwards. They can open and close easily with a turn of a foldable crank handle. A multipoint lever allows the handle to lock in place creating a sleek look and finish for your window.

The Awning is ideal for horizontal spaces and hard-to-reach areas.

150M PERFORMANCE RATINGS

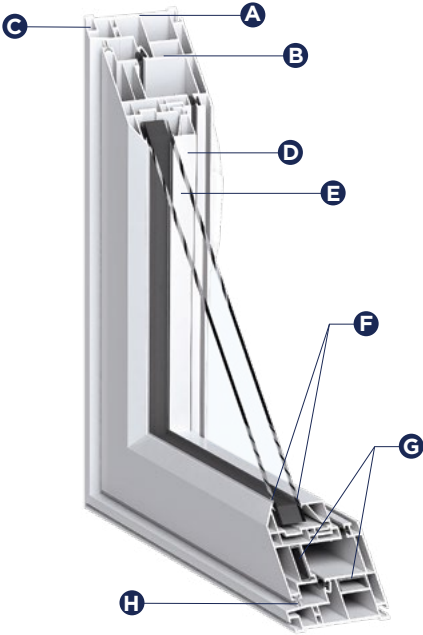
Class LC-PG65
Air Infiltration/Exfiltration: A3
Forced Entry Resistance: Pass at Grade 20
N.F.R.C. Certified
A.A.M.A. Certified
C.S.A. Certified



150M interior view

150M exterior view


150M AWNING



150M AWNING

- A** 3 1/4" welded frame combines with a variety of mouldings and extensions
- B** Multi-Chambered Fusion Welded Frame for optimal strength and performance
- C** Accessory Ready Groove
- D** Slim Profile Sash
- E** Double (7/8") and Triple (1 3/8") glass options available for optimum efficiency
- F** Dual durometer inside and outside, and premium heavy duty butyl adhesive, giving a full perimeter seal bond
- G** Aluminum Reinforcement
- H** Weather Stripping and Bulb seal for superior seal

FEATURES



Patented Magnetic TouchScreen™



Patented Magnetic TouchScreen™



Truth Ultra Operator with Fold-Away Handle



Single Lever Multipoint Locking System and Hinge



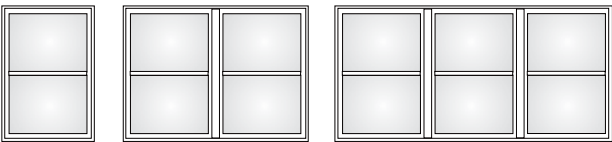
INTEGRAL BMJ

BMJ Window frames offer an excellent value with a unique structural approach to resolving the need for exterior accessories with any cladding choices.

As an integral feature of our Premium Slider frames, the BMJ is an alternative to brickmolds or siding J trims.

It adds structure to the window and, as it is an integrated part of the window frame, eliminates the need to seal the juncture between the frame and a brickmold.

In addition, the Premium 201BMJ Single Hung is available in a single frame multi-lite version.




For all VWD Windows without an extruded frame available or where mulled combinations do not allow for the use of the extruded BMJ, an accessory BMJ with a similar profile appearance is available.




Double Hung
210CSBMJ Frame



Single Hung
201BMJ Frame



Casement with
Accessory BMJ
(Accessory BMJ
available on 402 Picture
Windows and all other
VWD Windows)



PREMIUM DOUBLE HUNG

VWD Double Hung windows offer the perfect combination of a traditional window with modern technology for any classic or modern style home.

Double Hung windows are versatile and provide both a top and bottom sash opening allowing for improved airflow throughout the home. These high performance windows easily tilt making cleaning accessible from inside your home.

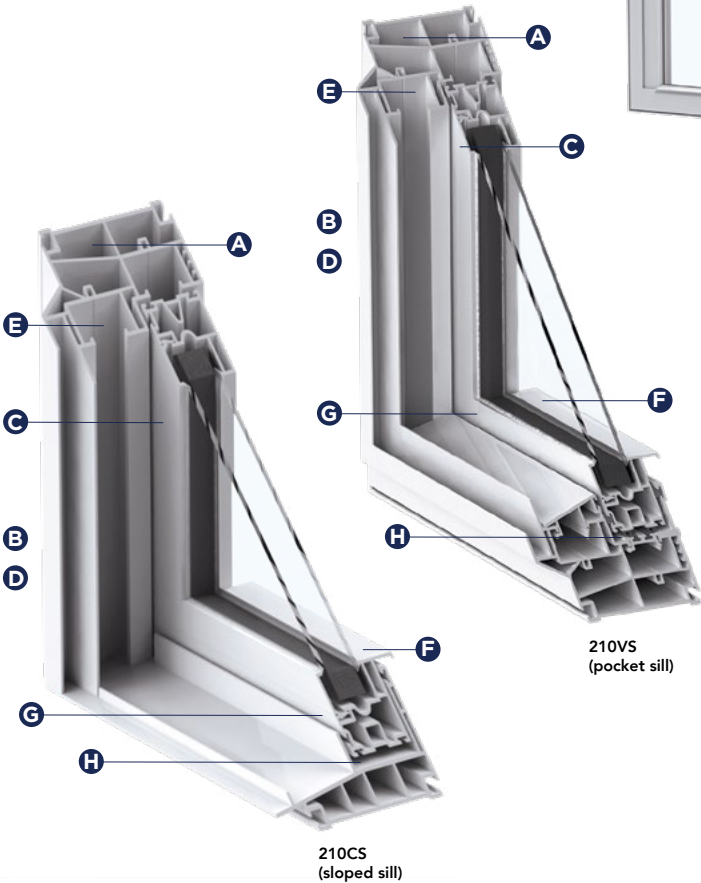
210CS PERFORMANCE RATINGS

Class R-PG45/Class LC-PG45
Air Infiltration/Exfiltration: A3
Forced Entry Resistance: Pass at Grade 10
N.F.R.C. Certified
A.A.M.A. Certified
C.S.A. Certified



210CS exterior view

210CS interior view



210CS/210VS DOUBLE HUNG

- A** 3 1/4" welded frame combines with a variety of mouldings and extensions
- B** Optional integrated BMJ features integral Brickmold with Nail Fin on frame, not available on coupled windows (not shown)
- C** Recessed tilt latches for an elegant slim line. Bottom sash tilts in for easy cleaning
- D** Windows 32" & wider feature dual Cam Locks (not shown)
- E** Standard half screen (not shown)
- F** Integrated lift rail on the sash for strength and ease of operation
- G** Exterior glazing is the choice of engineers and architects
- H** 7/8" overall sealed units are glazed with heavy duty glazing tape with coextruded dual durometer gaskets for optimal efficiency

FEATURES



Cam Locks



Recessed Tilt Latches



Smart Screen



Pull Tabs



Night Latch



Window Opening Control Device (WOCD)

PREMIUM SINGLE HUNG

VWD Single hung windows visually offer a traditional look while providing security with little maintenance. They complement any architectural style.

Single hung windows feature a bottom sash that raises and tilts inwards, while the top sash is stationary. These windows are designed to be weather resistance and provide easy access for cleaning.

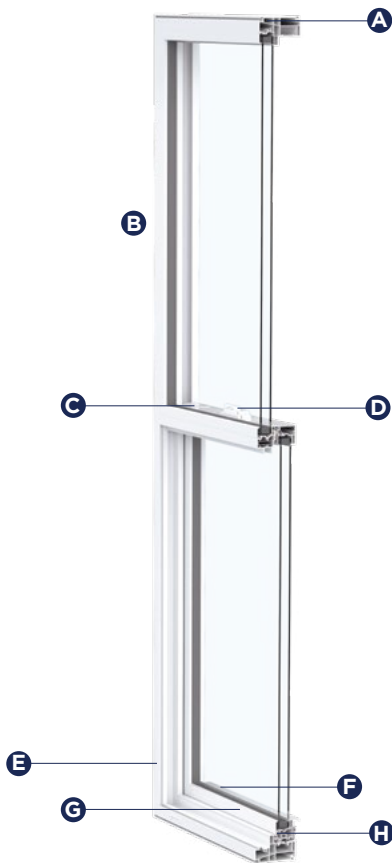
201VS PERFORMANCE RATINGS

Class R-PG55/Class H-C55
Air Infiltration/Exfiltration: A3
Forced Entry Resistance: Pass at Grade 10
N.F.R.C. Certified
A.A.M.A. Certified
C.S.A. Certified



201VS exterior view

201VS interior view



201VS/201BMJ SINGLE HUNG

- A** 3 1/4" welded frame combines with a variety of mouldings and extensions
- B** Optional integrated BMJ features integral Brickmold with Nail Fin on frame, not available on coupled windows (not shown)
- C** Recessed tilt latch for an elegant sightline. Bottom sash tilts in for easy cleaning
- D** Windows 32" & wider feature dual Cam Locks
- E** Standard half screen (not shown)
- F** Integrated lift rail on the sash for strength and ease of operation
- G** Exterior glazing is the choice of engineers and architects
- H** 7/8" overall sealed units are glazed with heavy duty glazing tape with coextruded dual durometer gaskets for optimal efficiency

FEATURES



Cam Locks



Recessed Tilt Latches



Night Latch



Window Opening Control Device (WCOD)



PREMIUM DOUBLE
TILT SLIDER

VWD Horizontal Sliding windows are a practical addition to your home. They not only offer an unobstructive view but are a perfect fit for larger openings in any modern or classic home.


VWD Horizontal Sliding windows easily glide from left to right, providing a wide window view with full ventilation. Depending on the area of coverage, choose from a two-lite or three-lite slider that features a large picture window with operable end vents.

300HS PERFORMANCE RATINGS

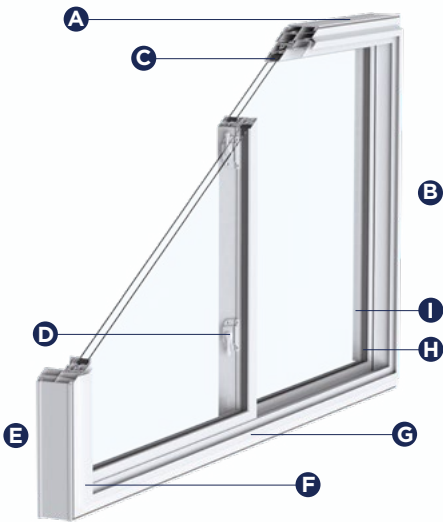
Class R-PG30
Air Infiltration/Exfiltration: A3
Forced Entry Resistance: Pass at Grade 20
N.F.R.C. Certified
A.A.M.A. Certified
C.S.A. Certified



300HS
exterior
view



300HS
interior
view



300HS/300BMJ DOUBLE TILT SLIDER

- A** 3 1/4" welded frame combines with a variety of mouldings and extensions

B Optional integrated BMJ features integral Brickmold with Nail Fin on frame, not available on coupled windows (not shown)

C 7/8" overall sealed units are glazed with heavy duty glazing tape with coextruded dual durometer gaskets for optimal efficiency

D Forced Entry locks are an available option
- E** Separate draining system for the interior half of the window from the main exterior drainage system. All drain holes have air resistant flaps (not shown)

F All channels are covered with easily washable, removable vinyl covers for a lustrous, finished appearance

G Full screen of heavy-duty material; the Extruded half screen is available

H Sash tilts in for easy cleaning and easy removal

I Pull Rail is integrated into the sash, not to a glass stop for strength and ease of operation

FEATURES



Cam Locks



Recessed Tilt
Latches



Night Latch



PREMIUM DOUBLE LIFT
OUT SLIDER

VWD Horizontal Sliding windows are a practical addition to your home. They not only offer an unobstructive view but are a perfect fit for larger openings in any modern or classic home.


VWD Horizontal Sliding windows easily glide from left to right, providing a wide window view with full ventilation.

365 – LC – PERFORMANCE RATINGS

Class LC-PG30
Air Infiltration/Exfiltration: A3
Forced Entry Resistance: Pass at Grade 10
N.F.R.C. Certified
A.A.M.A. Certified
C.S.A. Certified

365 – R – PERFORMANCE RATINGS

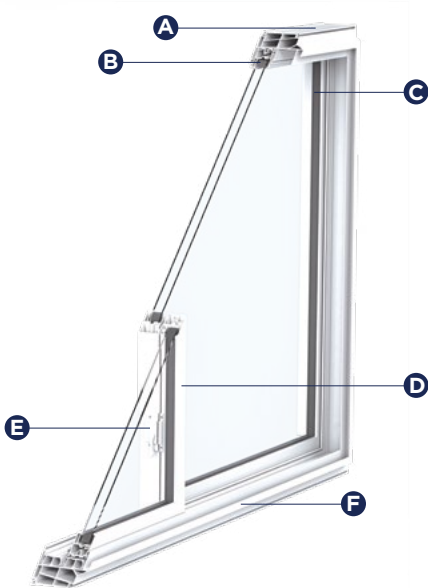
Class R-PG55
Air Infiltration/Exfiltration: A3
Forced Entry Resistance: Pass at Grade 20
N.F.R.C. Certified
A.A.M.A. Certified
C.S.A. Certified



365
exterior
view



365
interior
view



365 DOUBLE LIFT OUT SLIDER

- A** 3 1/4" welded frame combines with a variety of mouldings and extensions
- B** 7/8" overall sealed units are glazed with heavy duty glazing tape with coextruded dual durometer gaskets for optimal efficiency
- C** Both sashes lift out for easy removal. Pull rails are integral to the sashes not to a glass stop for strength and ease of operation
- D** Exterior glazing is the choice of engineers and architects, looks great and resists exterior air pressure for higher performance
- E** Windows 32" and higher feature dual Cam Locks. Forced entry locks are an available option
- F** Full screen heavy duty material. Extruded half screen available (not shown)

FEATURES



Cam Locks



Smart Screen



Sash Roller



PREMIUM SINGLE TILT SLIDER

VWD Horizontal Sliding windows are a practical addition to your home. They not only offer an unobstructive view but are a perfect fit for larger openings in any modern or classic home.


VWD Horizontal Sliding windows easily glide from left to right, providing a wide window view with full ventilation. Depending on the area of coverage, choose from a two-lite or three-lite slider that features a large picture window with operable end vents.

301VS PERFORMANCE RATINGS

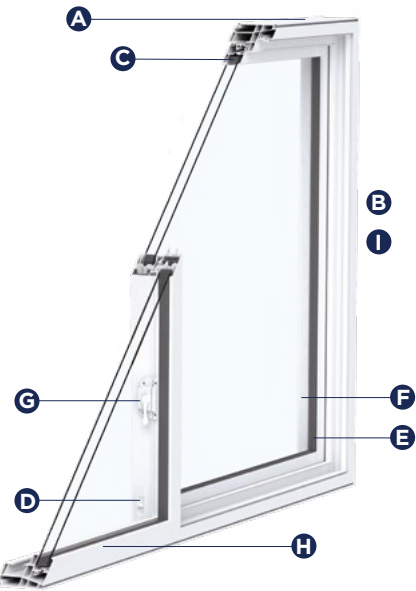
Class R-PG25
Air Infiltration/Exfiltration: A3
Forced Entry Resistance: Pass at Grade 10
N.F.R.C. Certified
A.A.M.A. Certified
C.S.A. Certified



301VS exterior view



301VS interior view



301VS/301BMJ SINGLE TILT SLIDER

- A** 3 1/4" welded frame combines with a variety of mouldings and extensions
- B** Optional integrated BMJ features integral Brickmold with Nail Fin on frame, not available on coupled windows (not shown)
- C** 7/8" overall sealed units are glazed with heavy duty glazing tape with coextruded dual durometer gaskets for optimal efficiency
- D** Recessed tilt latch for an elegant sightline
- E** Sash tilts in for easy cleaning and easy removal
- F** Pull Rail is integrated into the sash, not to a glass stop for strength and ease of operation
- G** Quick-lock tilt shoe mechanism for added security
- H** Exterior Glazing is the choice of engineers and architects
- I** Standard half screen (not shown)

FEATURES



Cam Locks



Recessed Tilt Latches



Night Latch



Insert Screen with Spring



303VS/303VSEV
SINGLE LIFT OUT SLIDER

VWD Horizontal Sliding windows are a practical addition to your home. They not only offer an unobstructive view but are a perfect fit for larger openings in any modern or classic home.

VWD Horizontal Sliding windows easily glide from left to right, providing a wide window view with full ventilation. Depending on the area of coverage, choose from a two-lite or three-lite slider that features a large picture window with operable end vents.

303VS PERFORMANCE RATINGS

Class R-PG50
Air Infiltration/Exfiltration: A3
Forced Entry Resistance: Pass at Grade 10
N.F.R.C. Certified
A.A.M.A. Certified
C.S.A. Certified



303VS
interior
view



303VS
exterior
view



303VS/303VSEV SINGLE LIFT OUT SLIDER

- A** Multi-Chambered Fusion Welded Frame for optimal strength and performance
- B** Integrated Pull Rail
- C** Aluminum Reinforcement
- D** 7/8" overall sealed units are glazed with heavy duty glazing tape with coextruded dual durometer gaskets for optimal efficiency
- E** Triple Weather-Stripped Sash – operates smoothly and has great long term resistance to air infiltration
- F** Optional integrated BMJ features integral Brickmold with Nail Fin on frame, not available on coupled windows (not shown)

FEATURES



Cam Locks



Recessed Tilt
Latches



Insert Screen
with Spring



Night Latch

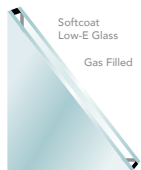


STANDARD GLASS FEATURES




Argon and Krypton Gas filling

Maximize the insulation value of your sealed unit with your choice of Argon, Krypton and Krypton/Argon blend.



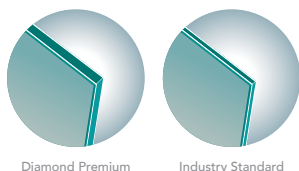
Double Glazed System (7/8" Overall)

Features a flexible dual durometer seal that hugs the sash glass from both sides. This system also includes a glazing tape applied to the interior side resulting in an unprecedented barrier against air and water penetration.




Triple Glazed (1 3/8" Overall)

Features two 1/2" airspaces that will dramatically improve the performance of your windows by reducing heat loss and conserving energy. For an even better performance upgrade to Double Low E & Argon.



See and hear the difference with Diamond Premium Glass

VWD's Diamond Premium Glass is 33% to 100% thicker than industry standards—that's why it's called Diamond Premium Glass! What this means is that outside noises stay outside where they belong, truly making your home a sanctuary. A window with Diamond Premium Glass will withstand much greater impact and will be a better insulator.



Stainless Steel Spacer

This is a warm edge spacer. This spacer will reduce condensation, heat loss, and provide clean, graceful lines, and aesthetically provide an appealing appearance. Because it is made from low conductive stainless steel, it provides natural structural strength in your window. Additionally, it is the perfect barrier preventing moisture penetration or gas leakage.



TempSmart™ Spacer

The TempSmart™ Spacer is a flexible silicone foam spacer, providing maximum thermal insulation of edge seals for insulating glass units. The TempSmart™ Spacer offers low thermal conductivity, excellent durability for sustainable performance, and very good gas-loss rate values.

Laminated Glass

This remarkable glass is actually two sheets of glass permanently bonded to a tough, durable plastic interlayer. Laminated glass offers a significant contribution toward protecting your family and irreplaceable valuables.

Laminated glass is also valuable in reducing sound transmission into your home. The plastic interlayer dampens the transmission of outdoor noise, traffic, overhead aircraft, lawn mowers, power tools, barking dogs and other sources of noise pollution!

Tempered Glass

Tempered Glass is heat-strengthened glass that is stronger and safer than regular annealed glass. In the case that tempered glass does break, the glass shatters into small pebbles that are void of dangerous sharp edges. Manufactured through a process of extreme heating and rapid cooling, VWD manufactures this process all in-house.



Bonded by two sheets of glass



Won't shatter like ordinary glass

GLASS FINISHES

OBSCURE GLASS



FROSTED



RAIN



GLUE-CHIP



SILVET



SYCAMORE



SANDBLASTED
(ACID ETCHED)

TINTED GLASS



GREY



BRONZE TINT

Every detail plays an important role in the appearance of your windows. VWD offers a wide variety of internal glass treatments and grill styles to complement your décor while adding appeal.

GRILLS



FLAT BAR
1/4" x 5/8"
Paint available




FLAT BAR
1/4" x 1"
Paint available




CONTOUR GRILL
8mm x 18mm
Paint not available



CONTOUR GRILL
8mm x 25mm
Paint not available



DECORATIVE
Pencil Grill



DISTINCT GRILL
1/4" X 5/16"
White. Paint not available



DISTINCT GRILL
1/4" x 5/16"
Brass. Paint not available



DISTINCT GRILL
1/4" X 5/16"
Pewter. Paint not available

SDL OPTIONS



2" SDL



1 1/4" SDL



7/8" SDL

ENHANCED EFFICIENCY & PERFORMANCE

Windows can be a major source of heat loss in your home, this is why homeowners have demanded higher performance windows that meet the ENERGY STAR standards. With considerably lowering energy costs, ENERGY STAR can represent substantial savings to your home.

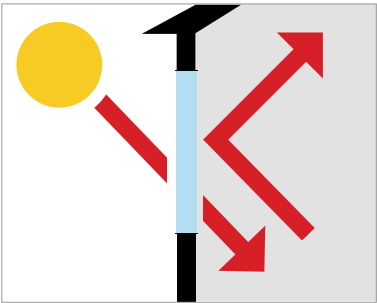
VWD is a proud member of the ENERGY STAR program, this program ensures that energy performance is tested by a laboratory accredited by the Standards Council of Canada.



All VWD windows bear the ENERGY STAR symbol and are designed to withstand northern winter conditions.

SOLAR GAIN LOW E GLASS

As our standard glass option, solar gain glass has a very high retention rate to keep your home warm in the winter. By its thermal insulation performance, Solar Gain glass minimizes thermal loss. Solar Gain is one of the best performing, low emissivity (low-e) glasses on the market and optimizes the energy efficiency of windows through double and triple glazed panes.

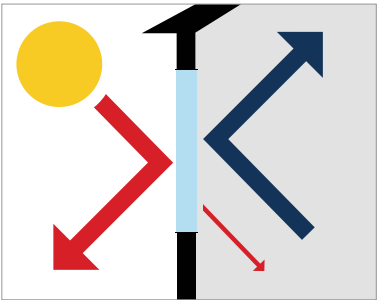


Solar Gain Low E Glass has a higher Solar Heat Gain Coefficient (SHGC) than other Low E glass designed for southern markets in order to retain the Solar Heat that provides FREE winter heat for the homeowner.



SOLAR SHIELD LOW E GLASS

Solar Shield glass is engineered to control solar heat gain, which is essential to minimize cooling costs. Solar Shield is chosen for uses where cooling costs outweigh heating costs in your energy usage, or where summer discomfort from heat build-up should be an important concern. Solar Shield blocks 66% of the total solar energy while allowing 70% of the visible light to pass through.



Solar Shield has a lower Solar Heat Gain Coefficient (SHGC) in order to minimize Solar Heat Gain that results in extra work for your air conditioning unit.



E-Clean Glass combines the benefits of Solar Shield LOW E with a revolutionary coating to keep your glass cleaner, all-year-round. Its unique dual-action coating uses the forces of nature to help keep the glass free from dirt, giving not only the practical benefit of less cleaning but also clearer, better-looking windows.



Argon Gas is filled between the panes of glass in your windows to reduce the amount of energy loss in your windows. This odorless, non-toxic gas moves slower than air does, slowing down or stopping the energy that travels through it.

Krypton Gas like Argon is filled between the panes of glass in your windows to reduce the amount of energy loss. The difference being Krypton is much denser than argon slowing down the energy even more.



CUSTOM SHAPES

Adding a design element to your windows can enhance the style of your home. Specialty shaped windows do more than just serve a functional purpose, they can transform your home into a work of art. Elegant arches, sharp angles, and fascinating curves complement the architectural style of your home. These windows can be used alone or in combination with other windows.



EXTENDED PART ROUND



CIRCLE



OCTAGON



HALF ROUND




TRIANGLE



TRAPEZOID/PENTAGON /CATHEDRAL

FIXED WINDOWS

Windows can take on many shapes and transform the look of your home. Fixed windows add elegance, are durable and energy efficient. Fixed windows, also known as picture windows are non-operational and provide larger viewing areas with plenty of natural light to flow through your home. Use these windows alone or in combination with other window styles.



402

452

INTERIOR AND EXTERIOR FINISHES

Interior Jamb Extension Options

Jamb Extension Options available for Premium series windows



BRICKMOLDS

Various sizes and styles of Brickmolds are available to accommodate every installation application. Ask your contractor which option best suits your specific installation.

Brickmolds available for Premium series windows



MINI BLINDS

No more dusting! We insert your mini blinds between your glass window with our revolutionary system providing you with an economical alternative to aftermarket window treatments. Now you can bring a modern look to your home that can be coordinated with your patio and entry door products to create a cohesive look. Our Easy glide system eliminates exposed or hanging cords and blind slats making them safe for children and pets. All blinds are tested rigorously and built for long-term performance backed with our 10 Year Warranty.

Easy Glide Operator

Designed with a sleek, modern aesthetic - size, thickness & strength ensure maximum retention between Easy Glide Operator & Follower (Choose left or right hand)

SymView Panels

While housing blind components, the SymView panels provide homeowners a symmetrical viewing area and increased privacy

Finish Options



Sure Connect Magnets*

Some of the strongest magnets on earth, Sure Connect Magnets connect Easy Glide Operator to Follower with superior connectivity and reliability

Ergo Track™

Thoughtfully designed track allows the Easy Glide Operator to seamlessly raise, lower & tilt blind

Low-E Option	
Single	272

* Located inside Easy Glide Operator & Follower



COLOUR OPTIONS


Accent your life with colour. Choose from 34 of our standard colours to complete your look.

CHESTNUT BROWN	COMMERCIAL BROWN	MAIZE	PEARL GREY	PEBBLE
SABLE	SANDALWOOD	WEDGEWOOD BLUE	ALMOND	ANTIQUE IVORY
BLACK	BROWNSTONE	CANYON CLAY	CASHMERE	CREAM
DARK DRIFT	DOVER GREY	FOREST GREEN	HARVEST WHEAT	IVY GREEN
LAMBETH BEIGE	MIDNIGHT SURF	MIST BLUE	MOONLIT MOSS	NUTMEG
PEARL	SADDLE BROWN	SAGE	SANDSTONE	SLATE
STORM	VENETIAN RED	WICKER	WINDSWEPT SMOKE	

HANDLE & LEVER COLOURS

WHITE	BLACK

NOTE: Colours may not be exactly as shown. Consult your Dealer. Custom colour options are available. Contact Customer Service for more information.



New Exterior Coatings for Vinyl Windows combine better performance with environmental responsibility.

WHAT IS SO SPECIAL ABOUT THIS COATING?

Enviro Colour Coating™ offers superior long-term film integrity, colour and gloss retention for vinyl extrusions or other types of vinyl cladding. Enviro Colour Coating™ will give you the confidence of knowing that the finish on your vinyl unit is the best available.

Enviro Colour Coating™ is a proprietary single component and water based coating. It cures to form a protective film that provides a unique combination of toughness, flexibility and durability, resisting the harmful effects of ultraviolet light, pollutants, abrasive agents and acid rain. Enviro Colour Coating™ contains no harmful chemicals that hurt the environment. It is water based and contains no solvents. Because of its easy to handle qualities, it is a field applicable product.

WHY IS ENVIRO COLOR COATING™ IMPORTANT?

Vinyl is a thermoplastic resin that is heat sensitive at temperatures greater than 140 F. Above this temperature the vinyl will start to soften and serious warping of an extrusion can occur. This is the primary reason that most vinyl windows are pastel colours since dark colours can result in excessive heat build up in the component.

Selected pigments with heat reflective properties have been used to formulate Enviro Color Coating™. This reduces heat build-up and maintains a low component material temperature that avoids warping. The ability to reduce temperature build-up for dark colours allows manufacturers of vinyl windows to offer a much wider range of colours than could be previously offered.

OUR WARRANTY

LIFETIME WINDOW WARRANTY (LIMITED)

All vinyl windows and patio doors manufactured by Vinyl Window Designs Ltd. (VWD) are warranted against defects in materials and workmanship, occurring as a result of the manufacturing process. The following window and patio door parts and components are covered during the stated period, under normal use and service, subject to the terms and conditions contained in this limited warranty.

LIFETIME ON INSULATING GLASS

Vinyl Window Designs warrants that your Stainless and TempSmart insulating glass units contained in the windows and patio doors will conform to the Federal specification for insulating glass units fabricated from select 'A' quality glass and that under normal conditions there will not be an obvious obstruction of vision which is the result of film formation or dust collection between the interior glass surfaces for as long as you own your home in accordance with all terms specified in this warranty. Warranty on any other spacer systems is limited to five (5) years. Warranty on any glass with internal blinds is limited to ten (10) years.

LIFETIME ON VINYL

VWD vinyl window and patio door frames and sash shall be free from defects in material and workmanship, incl. Blistering, peeling, flaking, and corroding. NOTE: Painted and/or wood grain products are limited to a ten (10) year warranty. (See VWD Exterior Colour Warranty for details)

LIFETIME ON HARDWARE

VWD warrants that Truth Operators and Multipoint Locks shall properly perform their functions for the life of the window and patio door. Ultra Screen hardware and other hardware are warranted for ten (10) years from the date of purchase. Screen mesh is not warranted against normal wear and tear.

GENERAL CONDITIONS

The Limited Lifetime Warranty stipulated in this document is the only warranty applicable to the vinyl windows and patio doors manufactured by VWD. This Limited Warranty is in lieu of all other warranties, liabilities, and obligations of VWD, oral or written, expressed, or statutory. Implied warranties of merchantability and fitness for a particular purpose are limited to the duration of this Limited Warranty, except as may be otherwise accorded by law. To the extent permitted by law, VWD shall not be liable for consequential damages of any kind, including, but not limited to, any damage to the building, its contents, or any person therein, inconvenience, or any other cost except as specifically set forth herein. No representative of VWD or its distributors or contractors is authorized to make any change in, or modification to, this warranty.



PRODUCT USE

This Limited Warranty applies only in respect of VWD vinyl window and patio door products used in normal residential applications in Canada or the United States and strictly for the purpose for which they are intended and in respect of the building in which they were originally installed. This warranty is extended to the original owner for his residential, single dwelling only. Warranty on condominiums, rental, commercial or institutional properties is limited to five (5) years or less as specified herein.

REPLACEMENT PARTS OR REPAIRS

VWD reserves the right to discontinue or change any design or method of manufacture. If VWD agrees to make a replacement under the terms of this Limited Warranty and an exact replacement part is not available, VWD reserves the right to substitute a part or parts of equal or superior quality at its sole discretion.

The warranty period in respect of any VWD Vinyl window and patio door product installed pursuant to this Limited Warranty shall be equal to the remainder of the warranty period applicable to the VWD vinyl window and patio door product originally installed.

LIMITED WARRANTY LIMITATIONS

VWD's liability hereunder is limited solely and exclusively to repair or replacement, at the option of VWD, of the defective VWD vinyl window and patio door product, and VWD will not be liable for any labour or installation costs. All parts are FOB Toronto, ON, or the closest authorized VWD Dealer/Distributor. This warranty is to the original owner and is in effect as long as you own your home. A portion of this warranty can be transferred to a new owner provided that VWD receives written notification of the change in ownership and \$150.00 transfer fee within thirty (30) days of the property changing ownership, else the warranty ceases to be in effect. A transferred warranty is limited to a period of ten (10) years from the date of the original purchase of the windows and patio doors.

